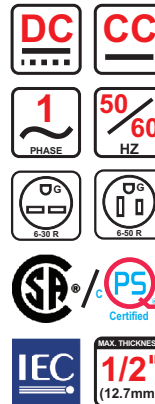


The **MMA 201** is a portable, powerful and versatile welding machine. This unit is capable of either Stick Welding or TIG welding with a lift start, and it's the best in its class for its duty cycle. The MMA 201 is not only powerful but it's also designed to be lightweight. Maximum current is 200A, and can deliver 160A with a 100% duty cycle. These Combined features make it the perfect machine for a welder on the go, who needs some extra power and the ability to weld all day long.

## FEATURES

- High power output, 150A @ 100% Duty Cycle & 200A @ 30% Duty Cycle.
- Tested in (104°F /40°C), designed for the toughest conditions.
- Carrying belt for easy transportation.
- Two available welding process: Stick and TIG (Lift).
- Ability to use up to 165 feet (50 meters) leads without any power loss at the weld.
- Excellent arc characteristics with the most common rods up to 5/32.
- Automatic hot start which improves arc striking with the most difficult rods.
- Arc Force Function to automatically select the best welding arc dynamics.
- Electrode Anti-Sticking function.
- Ability to work outdoors with adequate power generator.
- Fan cooled and thermally protected against overheating.
- Large size Dinse style welding connectors.
- Metal face panel.
- Comprehensive 4 Year Warranty.



## PROCESSES



SMAW



GTAW (DC) - SCRATCH / LIFT START

### MMA 201 Technical Specification

Process	Stick Electrode	TIG (no HF)
Input Voltage, Single Phase, 50/60 Hz	208 to 240 V(±10%)	
Primary Current@Max Welding Current	39 A	27 A
Maximum Primary Effective Current (I1 eff max)	28 A	23 A
Welding Current Range	10-200 A	10-200 A
Duty Cycle @ Maximum Welding Current in 104° F (40° C)	30% (200 A)	40% (200 A)
Welding Current @ 100% Duty Cycle in 104° F (40° C)	150 A @ 100%	180 A @ 100%
Welding Current @ 60% Duty Cycle in 104° F (40° C)	160 A @ 60%	190 A @ 60%
Open Circuit Voltage : Volt	64 V	64 V
Output Voltage Range : Volt	20.4 - 28 V	10.4 - 18 V
Weight : lb. (Kg)	18 lb. (8.5 Kg)	
Dimensions Including Handle (D,W,H) : inch (mm)	15.7 x 5.7 x 12.2 inch (400 x 145 x 310 mm)	
CANAWELD RESERVES THE RIGHTS OF CHANGING THE SPECIFICATION WITHOUT NOTICE		






### Available Model :

MMA 201 (PLT0180277)


















### What Is Included

#### MMA 201

ITEM	PART NO.	
MMA 201	PLB5180147	
Canaweld Bag	TGJ2780145	
Electrode holder Set (215 A - 10 ft), AWG 4	ALP2280095	
Ground Clamp Set (215 A - 10 ft), AWG 4	ALP1980440	
Shoulder Strap	CGA9980052	

### OPTIONAL ACCESSORIES

PRODUCT	PART NO.		PRODUCT	PART NO.	
TIG Torch Air Cooled (26 SERIES)	CWSG26VFX-SL-12-SL-GS4		Electrode holder Set (215 A - 50 ft), AWG 4	ALP2280472	
Regulator	CW-RLV-150-60CF-AR		Welder Cart For Single Phase Machines	TGJ2250681	
Gas Welding Hose (10 ft)	TLJ1080188		TIG Consumable Kit (TIG TORCH 26 Series)	ALPTORCHCON26	
Ground Clamp Set (215 A - 20 ft), AWG 4	ALP1980441		Gas Fitting	CGA3180121	
Ground Clamp Set (215 A - 30 ft), AWG 4	ALP1980451		C9 Black (Series Helmets)	CWPOWER-990T-BLK	
Ground Clamp Set (215 A - 50 ft), AWG 4	ALP1980452		C5 Black (Series Helmets)	CWELITE-550S-BLK	
Electrode holder Set (215 A - 20 ft), AWG 4	ALP2280449		C8 Black (Series Helmets)	CWPOWER-980S-BLK	
Electrode holder Set (215 A - 30 ft), AWG 4	ALP2280470		C8 Coal Fire (Series Helmets)	CWPOWER-980S-CO	