

MULTI PROCESS

● Heavy Industrial

MULTIPROCESS 3601L3/1

Multiprocess 3601L Series – The Multiprocess 3601L Series is an extra heavy-duty 350(3ph)/300(1ph)-Amp welding machine, capable of Stick welding, MIG welding, Gouging or TIG welding with a lift start. It's robust design make this an ideal all-around workhorse for all medium to heavy-duty applications.

FEATURES

- Specially designed for tough conditions.
- Extra heavy-duty, reliable with a robust design.
- High power at 80%(3ph)/60%(1ph) duty cycle tested in 104°F/40°C and 140°F/60°C.
- Excellent design characteristics ensure high welding quality, precise arc striking and highly stable arc.
- Fully encapsulated PCB to avoid dust contamination.
- Automatic compensation for main power fluctuations within ±15%
- Electronic continuous control of inductance.
- Excellent CC/CV characteristics ensures high quality and trouble-free welding.
- Exceptional welding characteristics in MIG/MAG, Flux Cored, Gouging.
- Precise arc striking and a highly stable arc.
- User friendly parameter settings.
- Comprehensive 3 Year Warranty.



PROCESSES



MULTIPROCESS 3601L3/1 Technical Specification

Process	MIG	Stick Electrode	TIG	MIG	Stick Electrode	TIG
Input Voltage Range (1/3 Phase, 50/60 Hz)	208-240 V					
Parameters In	Three-Phase			Single-Phase		
Primary Current@Rated Welding Current (350A@3ph/300A@1ph)	58 A	52 A	39 A	73 A	79 A	58 A
Maximum Primary Effective Current (I1 eff max)	48 A	52 A	39 A	54 A	62 A	44 A
Output Current Range	30 - 425A	20 - 300A	20 - 300A	30 - 300A	30 - 300A	30 - 300A
Duty Cycle @ Rated Welding Current in 104° F (40° C)	80%(350A)	100% (300A)	100% (300A)	60% (300A)	60% (300A)	60% (300A)
Welding Current @ 100% Duty Cycle in 104° F (40° C)	300A @ 100%	300A @ 100%	300A @ 100%	250A @ 100%	250A @ 100%	250A @ 100%
Welding Current @ 60% Duty Cycle in 104° F (40° C)	-	-	-	300 A	300 A	300 A
Open Circuit Voltage : Volt	86V DC (27V VRD)			86V DC (27V VRD)		
Rated Output Voltage Range	15.5-31.5 V	20.8-32 V	10.8-22 V	15.5-29 V	20.8-32 V	10.8-22 V
Weight : lb (Kg)	143 lb. (65 kg)					
Dimensions Including Handle (D,W,H) : inch (mm)	24.8 x 12.2 x 26 inch (630 x 310 x 665 mm)					

CANAWELD RESERVES THE RIGHTS OF CHANGING THE SPECIFICATION WITHOUT NOTICE










What Is Included

Multiprocess 3601 L3/1

ITEM	PART NO.	
Multiprocess 3601L3/1	PLC3601L31	
Ground Clamp Set 340-390 A , 10 ft. Welding Cable	ALP1980458	
Electrode holder Set 340-390 A , 10 ft. welding cable	ALP2280098	
MIG Torch Panasonic® Style (500 A - 4m)	CWGP500A-40E-52	
Regulator	CW-RMV-250-30LM-AR	
MIG Wire Feeder 4041	CWF4041	
Welder Cart For Three Phase Machines	TGJ2250683	
MIG Drive Roll (1.2-1.6 mm V Groove)	SET1216V	
MIG Drive Roll (0.9-1.1 mm V Groove)	SET0911V	
MIG Drive Roll (0.9-1.1 mm Knurld)	SET0911K	
MIG Torch Tweco® Style Consumable Kits	ALPCON6001	

OPTIONAL ACCESSORIES

PRODUCT	PART NO.		PRODUCT	PART NO.	
Electrode holder Set 340-390 A , 10 ft. welding cable	ALP2280098		Superior True-View Welding Helmet Series	CWPOWER-990T-BLK	
Ground Clamp Set 340-390 A , 10 ft. Welding Cable	ALP1980458		Classic Duty Welding Helmet Series	CWELITE-550S-BLK	
TIG Torch Air Cooled (26 SERIES)	CW5G26VFX-SL-12-SL-GS4		Premium All-Function Welding Helmet Series	CWPOWER-980S-BLK	
Interconnection cable	TGD4980594		Premium All-Function Welding Helmet Series	CWPOWER-980S-CO	